



Company Wide IT Services Summary

Executive Summary Report: **Audit Sample Report**

Created: **10:46:53 am 9-Dec-08**

For **all machines** in **all groups**

For data collected in the last **30** days

System Activity Last 30 Days

Patch Scans Completed **2092**
 Patches Installed **599**
 Audits Completed **3760**
Disk Space Used

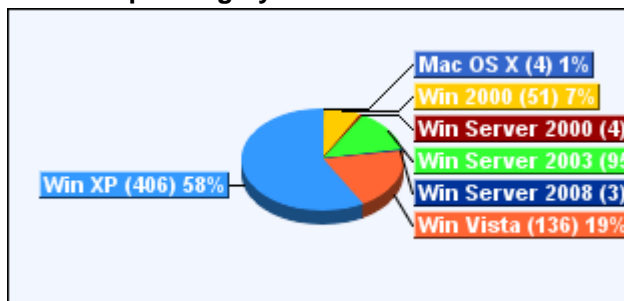
Network Health Score

Patch Score 12% * 1/8
 OS Score 98% * 1/8
 Disk Score 84% * 1/8
 Ticket Score 96% * 1/8
 Event Log Score 98% * 1/8
 Backup Score 9% * 1/8
 Alarm Score 99% * 1/8
 Endpoint Score 94% * 1/8

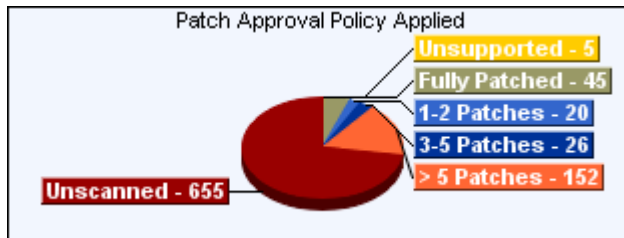


74%

Operating Systems

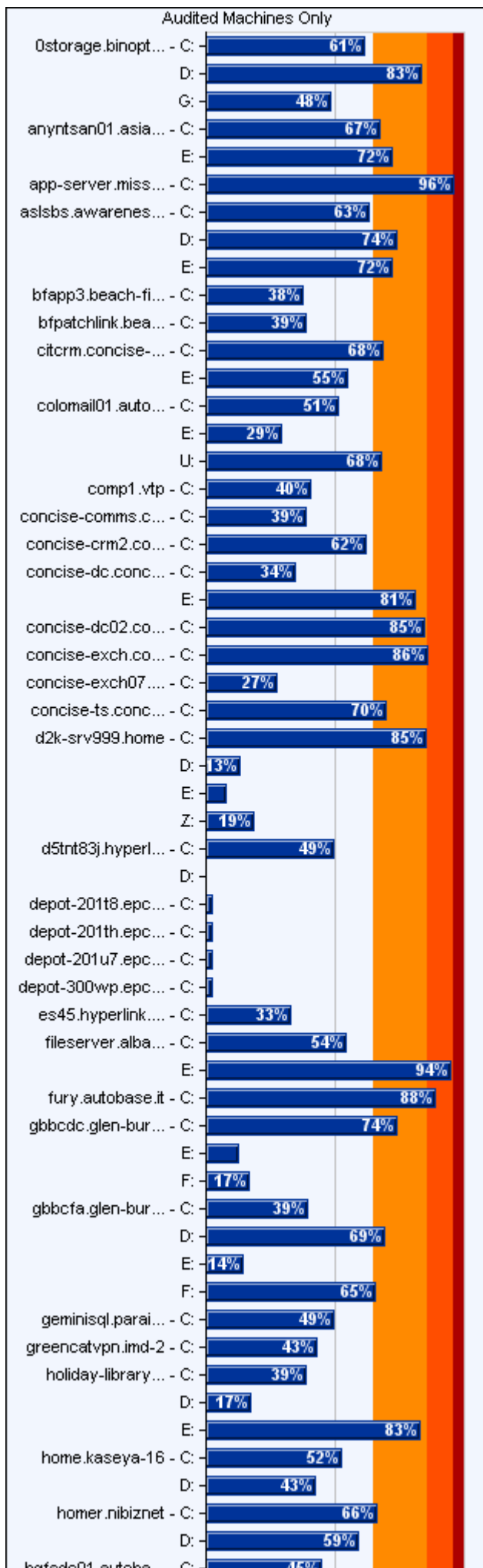


Patch Status



License Summary

Servers		
Windows 2000	Advanced Server Service Pack 4 Build 2195	1
Windows 2000	Server Service Pack 4 Build 2195	3
Windows 2003	Server Enterprise Edition Build 3790	1
Windows 2003	Server Enterprise Edition Service Pack 2 Build 3790	11
Windows 2003	Server R2 Enterprise Edition Service Pack 2 Build 3790	3
Windows 2003	Server R2 Enterprise x64 Edition Service Pack 2 Build 3790	1
Windows 2003	Server R2 Standard Edition Service Pack 1 Build 3790	2
Windows 2003	Server R2 Standard Edition Service Pack 2 Build 3790	10



Windows 2003	Server R2 Standard x64 Edition Service Pack 2 Build 3790	1
Windows 2003	Server Standard Edition Service Pack 1 Build 3790	2
Windows 2003	Server Standard Edition Service Pack 2 Build 3790	40
Windows 2003	Server Standard x64 Edition Service Pack 2 Build 3790	2
Windows 2003	Small Business Server Build 3790	1
Windows 2003	Small Business Server R2 Service Pack 2 Build 3790	1
Windows 2003	Small Business Server Service Pack 2 Build 3790	18
Windows 2003	Storage Server R2 Service Pack 2 Build 3790	1
Windows 2003	Storage Server R2 Standard x64 Edition Service Pack 2 Build 3790	1
Windows 2008	Enterprise Server x64 Edition Service Pack 1 Build 6001	1
Windows 2008	Standard Server x64 Edition Service Pack 1 Build 6001	1
Total		101

Workstations		
Windows 2000	Professional Edition Service Pack 4 Build 2195	51
Windows 2008	Service Pack 1 Build 6001	1
Mac OS X	Mac OS X 10.4.11 8S2167	1
Mac OS X	Mac OS X 10.5.5 9F33	3
Windows Vista	Business Edition Build 6000	13
Windows Vista	Business Edition Service Pack 1 Build 6001	43
Windows Vista	Business x64 Edition Service Pack 1 Build 6001	2
Windows Vista	Enterprise Edition Service Pack 1 Build 6001	3
Windows Vista	Home Basic Edition Service Pack 1 Build 6001	2
Windows Vista	Home Basic x64 Edition Service Pack 1 Build 6001	1
Windows Vista	Home Premium Edition Build 6000	3
Windows Vista	Home Premium Edition Service Pack 1 Build 6001	44
Windows Vista	Home Premium x64 Edition Service Pack 1 Build 6001	3
Windows Vista	Ultimate Edition Build 6000	4
Windows Vista	Ultimate Edition Service Pack 1 Build 6001	15

Windows Vista	Ultimate x64 Edition Build 6000	1
Windows Vista	Ultimate x64 Edition Service Pack 1 Build 6001	2
Windows XP	Home Edition Service Pack 2 Build 2600	9
Windows XP	Home Edition Service Pack 3 Build 2600	12
Windows XP	Media Center Edition Service Pack 2 Build 2600	8
Windows XP	Media Center Edition Service Pack 3 Build 2600	2
Windows XP	Professional Edition Service Pack 2 Build 2600	176
Windows XP	Professional Edition Service Pack 2, v.2096 Build 2600	2
Windows XP	Professional Edition Service Pack 3 Build 2600	190
Windows XP	Professional Edition Service Pack 3, v.5657 Build 2600	1
Windows XP	Professional x64 Edition Service Pack 2 Build 3790	4
Windows XP	Tablet PC Edition Service Pack 2 Build 2600	1
Windows XP	Tablet PC Edition Service Pack 3 Build 2600	1
Total		598

Microsoft Office Licenses	
Office 2007	187
Office 2003	223
Office XP	21
Office 2000	11
Office 97	0
Total	442

How To Read This Report:	
System Activity	<ul style="list-style-type: none"> • Patch Scans Completed – The total number times machines have been scanned for installed and missing security patches. • Patches Installed – The total number of security patches that have been installed on machines. • Audits Completed – The total number of times machines have been audited for hardware and software changes. • Backups Completed – The total number of times machines have been successfully backed up.
Disk Space Used	Displays the percentage of hard drive space used on either all machines or just servers. These relate to network drives or shared folders. A good status indicator is that the space used is less than 60%.
Network Health Score	This is a weighted average calculation that provides an <i>At a Glance</i> overall all network health score. Individual items are scored 0% (lowest) to 100% (highest). Scores are totaled, averaged and weighted to generate a percentage.
Operating Systems	Displays the different Windows operating system platforms installed on machines in the network. A good status indicator is that all mission critical machines or server have Windows 2000 or higher installed.
Patch Status	Displays the current amount of patches needing to be installed on machines in the network. A good status indicator is zero un-scanned machines and a very low number of machines missing patches.
License Summary	Displays the total of all Microsoft Server, Workstation and Office licenses.